



OME H20 E2



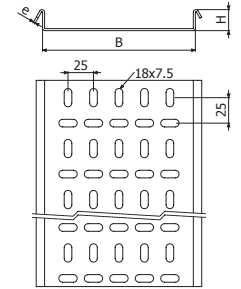
L = 3 m (10 ft)

OME 50X20X2 -> L=2m (6.56 ft)

	B		H		e	GC	
	mm	inch	mm	inch		REF.	(kg/m)
OME 50x20x2 2M	50	2"	20	4/5"	2	2/0405	1,64
OME 100x20x2 3M	100	4"	20	4/5"	2	2/0406	2,32
OME 150x20x2 3M	150	6"	20	4/5"	2	2/0407	2,99
OME 200x20x2 3M	200	8"	20	4/5"	2	2/0408	3,67
OME 300x20x2 3M	300	12"	20	4/5"	2	2/0409	5,03

2 x JUE 12 (2/3186 - GC)

A OME = U



OME H30 E2

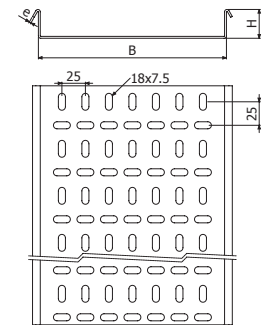


L = 3 m (10 ft)

	B		H		e	GC	
	mm	inch	mm	inch		REF.	(kg/m)
OME 100x30x2 3M	100	4"	30	1 1/6"	2	2/0414	2,65
OME 150x30x2 3M	150	6"	30	1 1/6"	2	2/5977	3,33
OME 200x30x2 3M	200	8"	30	1 1/6"	2	2/0416	4,00
OME 300x30x2 3M	300	12"	30	1 1/6"	2	2/0417	5,37
OME 500x30x2 3M	500	20"	30	1 1/6"	2	2/0419	9,15
OME 600x30x2 3M	600	24"	30	1 1/6"	2	2/0420	10,75

2 x JUE 25 (2/3187 - GC)

A OME = U



OME H50 E2

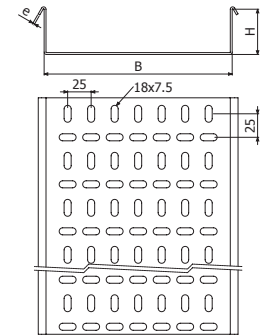


L = 3 m (10 ft)

	B		H		e	GC	
	mm	inch	mm	inch		REF.	(kg/m)
OME 50x50x2 3M	50	2"	30	2"	2	2/0421	2,65
OME 100x50x2 3M	100	4"	50	2"	2	2/0422	3,33
OME 150x50x2 3M	150	6"	50	2"	2	2/0423	4,01
OME 200x50x2 3M	200	8"	50	2"	2	2/0424	4,68
OME 300x50x2 3M	300	12"	50	2"	2	2/0425	6,04
OME 400x50x2 3M	400	16"	50	2"	2	2/0426	7,48
OME 500x50x2 3M	500	20"	50	2"	2	2/0427	8,84
OME 600x50x2 3M	600	24"	50	2"	2	2/3218	10,19

2 x JUE 45 (2/3655 - GC)

A OME = U



OME H20 E2,5



L = 2 m (6,56 ft)

	B		H		e	GC	
	mm	inch	mm	inch		REF.	(kg/m)
OME 50x20x2,5 2M	50	2"	20	4/5"	2,5	2/0446	1,98
OME 100x20x2,5 2M	100	4"	20	4/5"	2,5	2/0447	2,81
OME 150x20x2,5 2M	150	6"	20	4/5"	2,5	2/0448	3,64
OME 200x20x2,5 2M	200	8"	20	4/5"	2,5	2/0449	4,46
OME 300x20x2,5 2M	300	12"	20	4/5"	2,5	2/0450	6,12

2 x JUE 12 (2/3186 - GC)

A OME = U

